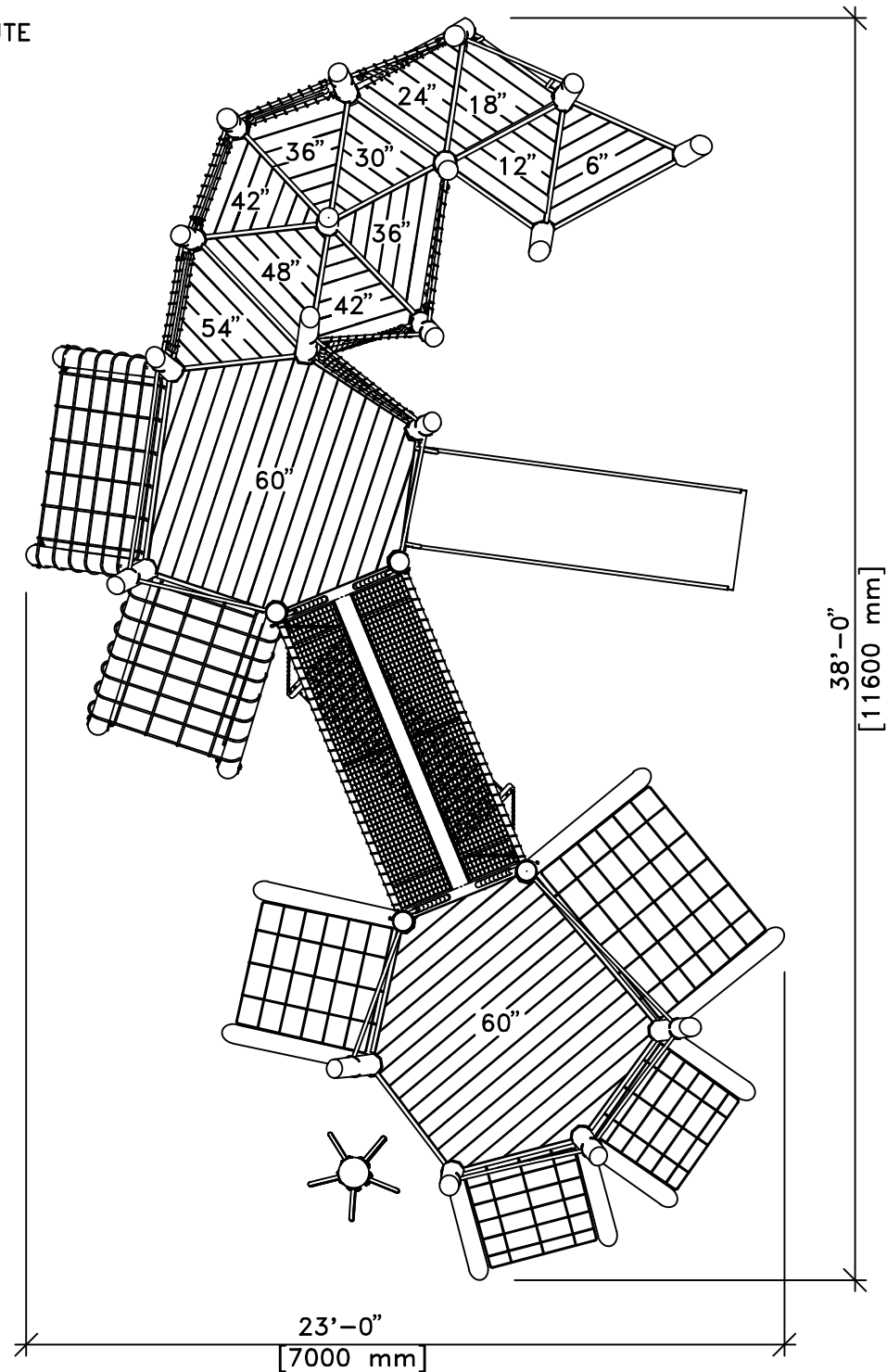
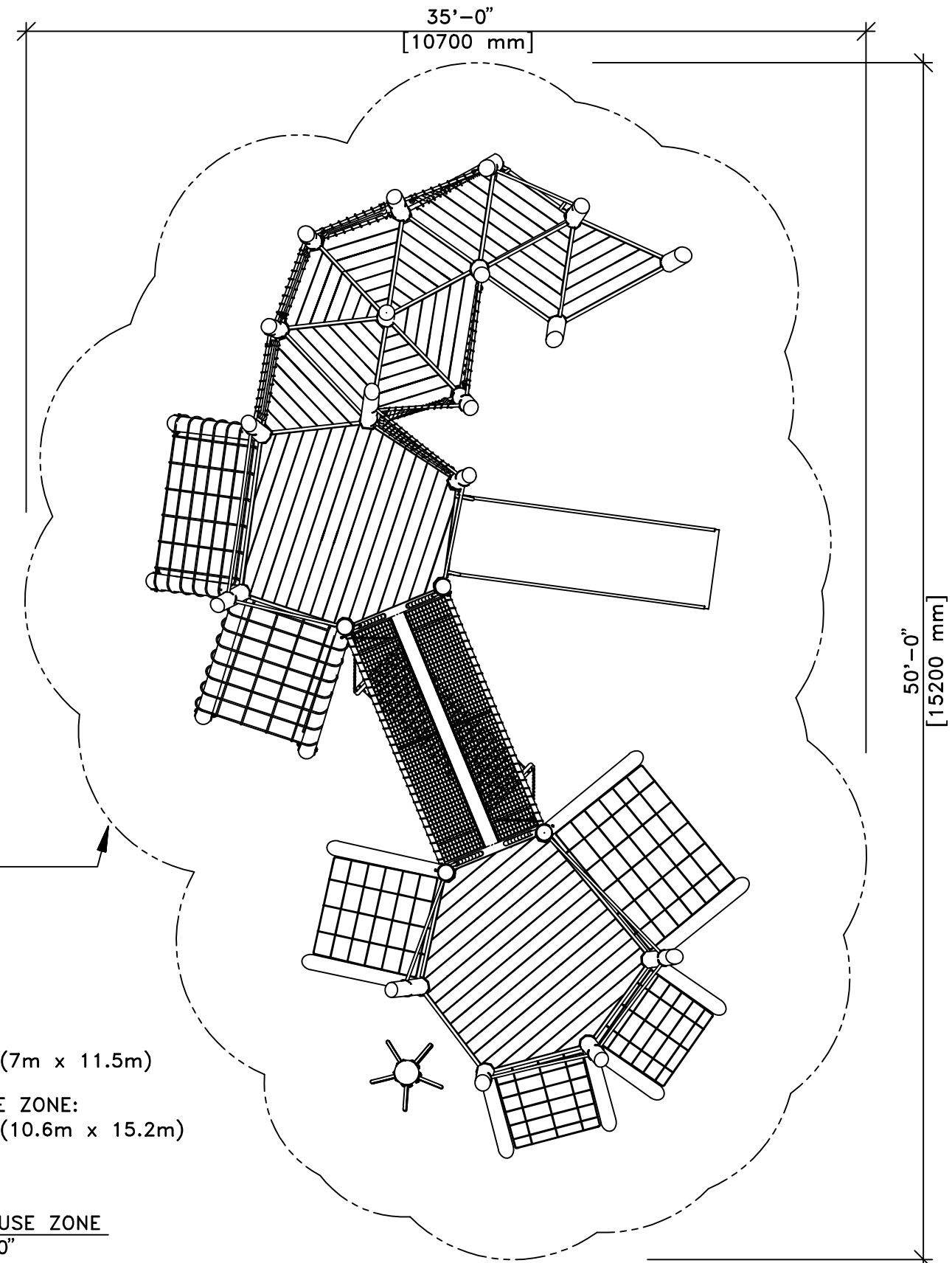


4500-111 FEATURES:

- ROPE BRIDGE
- PLAY HAMMOCK
- CLIMBING TREE
- NET CLIMBERS
- WIDE SLIDE CHUTE



PLAN VIEW
SCALE: 3/16" = 1'-0"




SAFE USE
ZONE BORDER

EQUIPMENT ONLY:
23'-0" x 38'-0" (7m x 11.5m)

MINIMUM SAFE USE ZONE:
35'-0" x 50'-0" (10.6m x 15.2m)

PLAN VIEW WITH USE ZONE
SCALE: 3/16" = 1'-0"

NOTE:
CONCRETE FOOTING AND NO. 4 REBAR (BY OTHERS) PER LOCAL SOIL CONDITIONS. CONSULT PROJECT ENGINEER FOR EXACT REQUIREMENTS.



Date	Revision	By
△		
△		
△		
△	1-19-22	NOTES REV AC/JH
Scale	Drawn by: WW	02-27-20
NOTED	Ck'd by: JK	02-27-20

COLUMBIA CASCADE COMPANY
 Makers of TimberForm®, PipeLine®, RePlay®, TimberForm®-2 and CycLoops® Products.
www.TimberForm.com
 Phone: 503/223-1157 Email: HQ@TimberForm.com

Title:
TIMBERFORM
MODEL NO. 4500-111
PLAY AREA

This drawing reveals the copyrighted intellectual property of Columbia Cascade Company. Not for use by others without our express, written authorization.